

## **‘Garden centre’ tasks**

Time Allowed     1 hour 30 minutes maximum

### **Instructions for candidates**

Make sure you are comfortable before you start.

Read the questions carefully.

If you do not understand what you have to do, ask the Assessor.

Follow the instructions for each question.

You will answer some questions by doing a practical activity. Your Assessor will tell you when you need to do this.

If instructed, show any working out. If instructed, show you have checked your working out.

You can be given marks for this.

Make sure any written work is clear and neat.

There are **35** marks available for this assessment.

You will not lose marks for wrong spelling or poor grammar.

At the end of the assessment please give all documents to the Assessor.

## Introduction

You work with Dan at a garden centre. The tasks are about your job.

### Task 1 (5 marks)

Look at the money your Assessor has given you.

You owe Dan 24p.

- a. Show the coins you would use to pay Dan. 2 marks
- b. How much money is there left? Use the space below for any working out. 2 marks

Working out

1 mark

Answer

The total amount of money left is

---

**Task 2****(6 marks)**

Look at the coins and the paper money your Assessor has given you.  
The money has to be sorted to go in the till.

- a. Put all the money in order of value. 2 marks
- b. Work out the total of all the money. 2 marks

Put any working out and your answer on the next page.

1 mark

Check your answers.

1 mark

Working out

Answer

The total amount of money is

---

### Task 3

(4 marks)

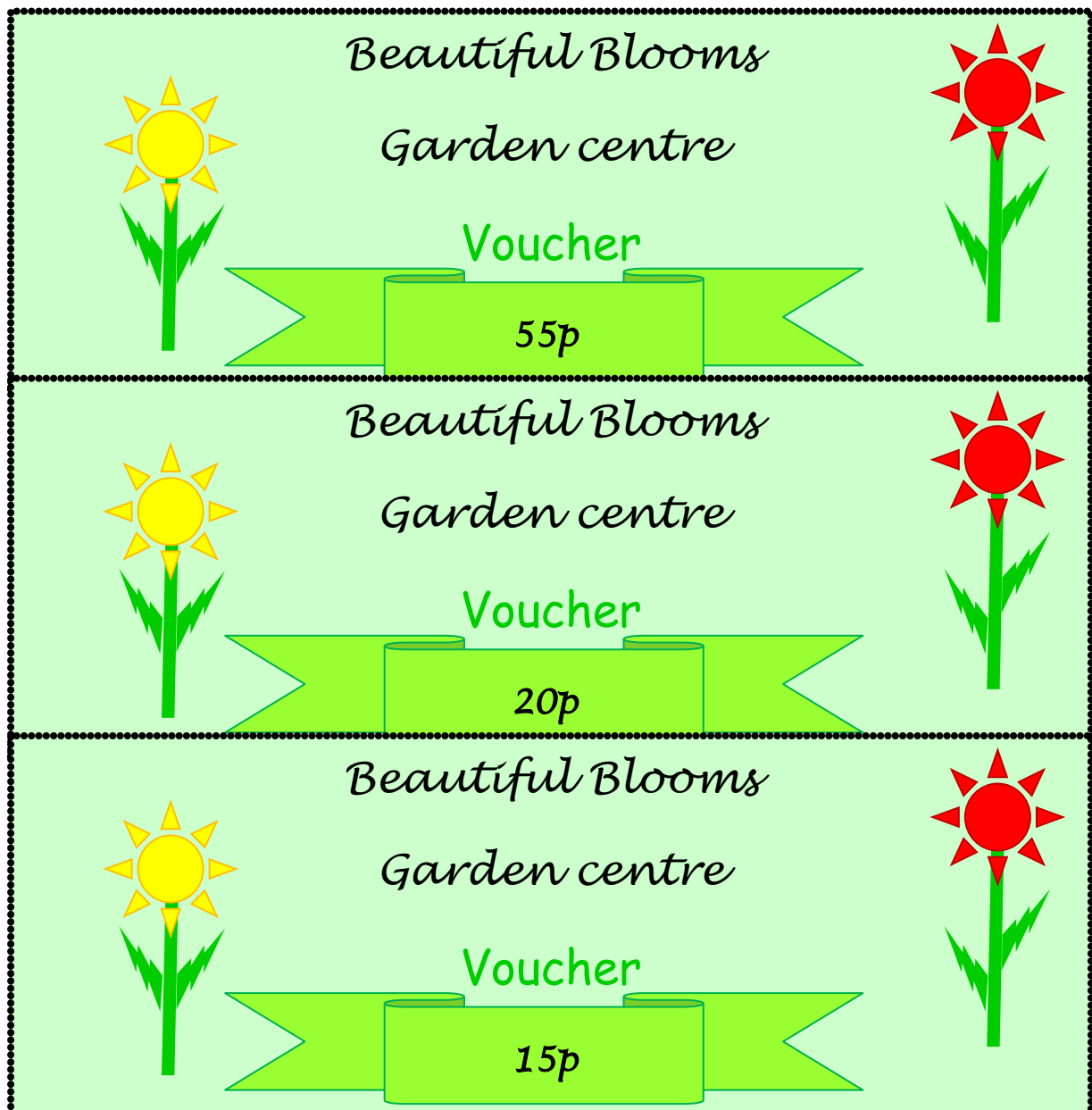
a. Show the value of each of these vouchers using the money your Assessor has given you. 2 marks

b. Add up the total value of the vouchers. 1 mark

Put any working out and your answer on the next page.

Check your answers.

1 mark



Working out

Answer

The total value of the vouchers is

---

#### Task 4

(4 marks)

The garden centre has two new planters to sell.

a. Which one is a cube shape? Tick your answer.

1	2
---	---

1 mark

b. How do you know? Think about the shape of faces.

2 marks

Put your answer in the space below.



4b Answer

---

---

---

---

---

Original image from:  
<http://www.ikea.com/gb/en/catalog/products/10155732>

## Task 5

(4 marks)

Dan has been told to display these plants.

- ◆ Lowest shelf - tallest plants
- ◆ Top shelf - shortest plants

a. Can Dan do this? Say why.

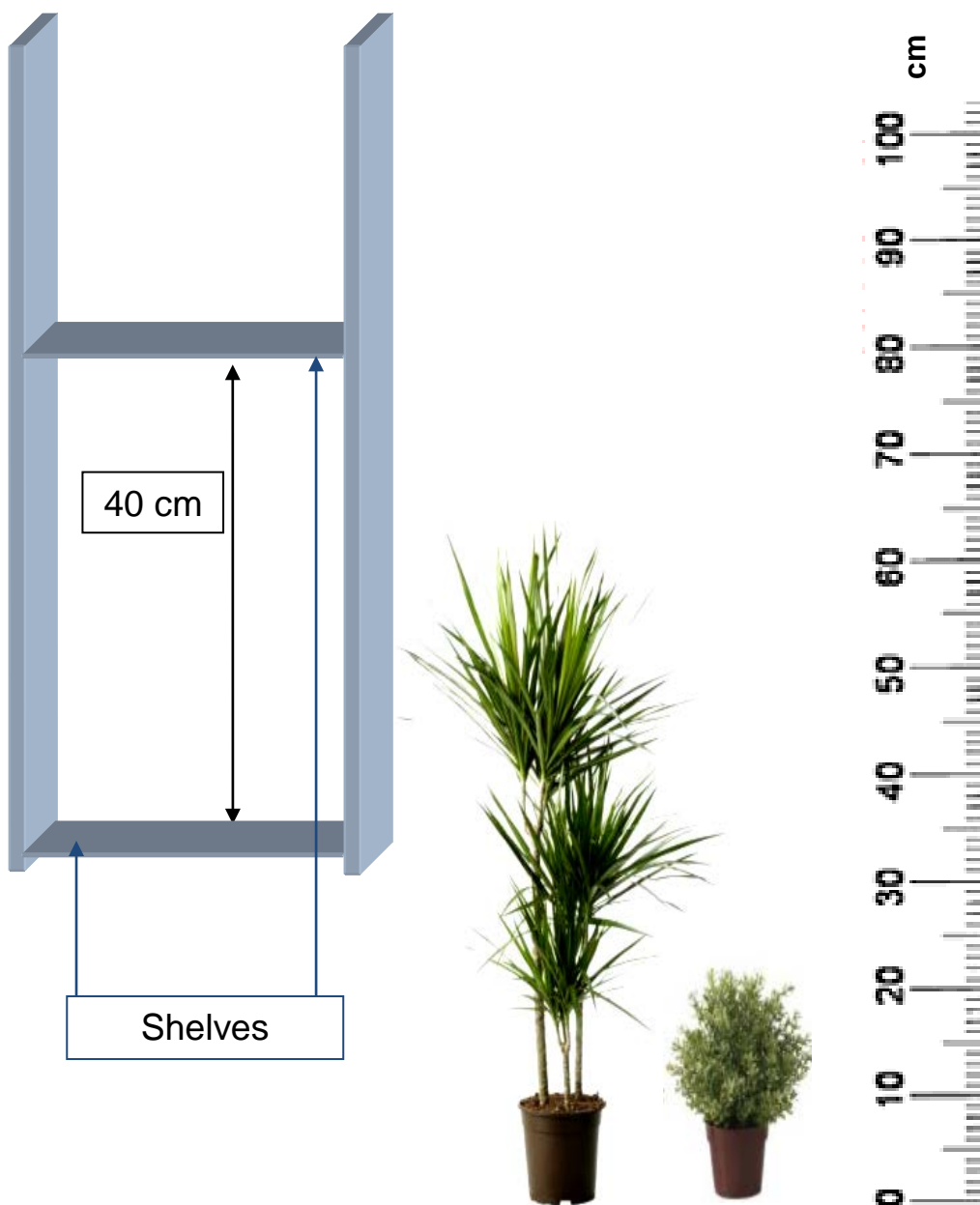
2 marks

b. What else could he do?

2 marks

Use the ruler on this page to help you.

Use the space on the next page for your answers.





Answer

---

---

---

---

---

Images from:  
<http://www.ikea.com/gb/en/catalog/categories/departments/decoration/10768/>  
<http://thinkmetric.org.uk/length.html>

## Task 6

(3 marks)

The bird feeders are in **three sizes** and **prices**.

**Large £4**

**Medium £3**

**Small £2**

a. Draw lines to match the two price labels to feeders.

1 mark



Small Feeder  
£2

Medium Feeder  
£3

The large feeder is double the price of the small feeder.

b. Show how you can check this.

2 marks

Use the space on the next page.

6b Working out

## Task 7

(3 marks)

The Wild Bird Peanuts are sold in two sizes.

There should be **six of each size on the shelf**.

Dan has counted the stock. It is in the picture below.

**Check Dan's list.**

- Cross out any wrong totals. 1 mark
- Write in the correct total. 1 mark
- Write in the stock Dan needs for the shelf. 1 mark

Shelf stock	Total	Stock needed
5 kg bag	4	
2 kg bag	5	



Images adapted from <http://thegardenfactory.co.uk>

**Task 8****(3 marks)**

You and Dan must water all the **plant displays**.

Every display has a number.

You will do all the **plant displays** with **odd** numbers.

a. On the lists **tick** to show the ones **you** will do. 1 mark

b. Will you do more than Dan? 1 mark

Show how you know this. 1 mark

Use the space on the next page for any working out and your answer.

Indoor plant displays	Dan	Me	Outdoor plant displays	Dan	Me
1			20		
2			21		
3			22		
4			23		
5			24		
6			25		
7			26		
8			27		
9			28		
10			29		

8b Working out

Answer

### Task 9

(4 marks)

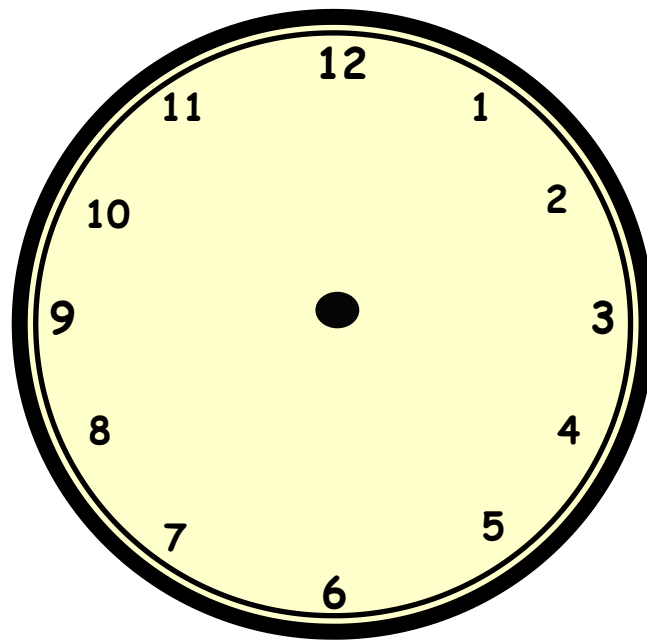
A tea break lasts 15 minutes.

You have a tea break at 10.30am.

a. What time do you finish your tea break?

Show the time on the clock below.

1 mark



You have two tea breaks each day.

b. How much time do you have each day for tea breaks?

Write your answer in the space below.

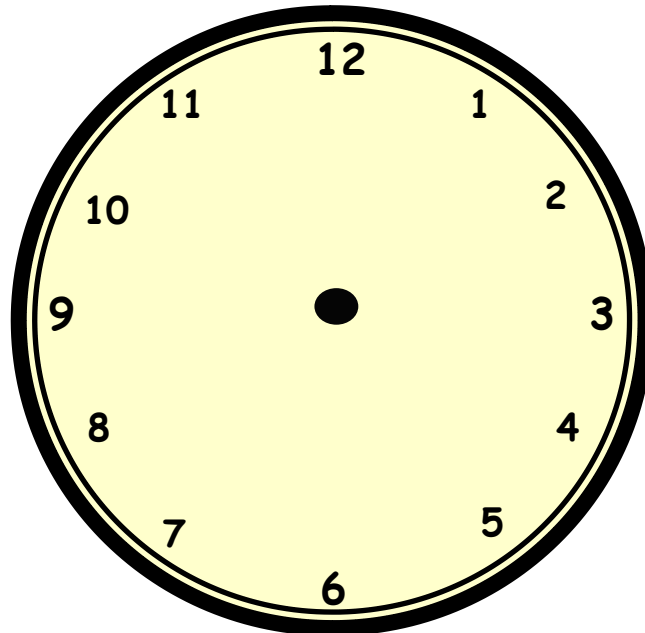
1 mark

9b Answer

- c. Your lunch break starts at 12.30pm. It last for 45 minutes.  
What time do you start work again?

Show the time on the clock below.

1 mark



- d. You finish work at 5pm. Show this on the clock below.

1 mark

